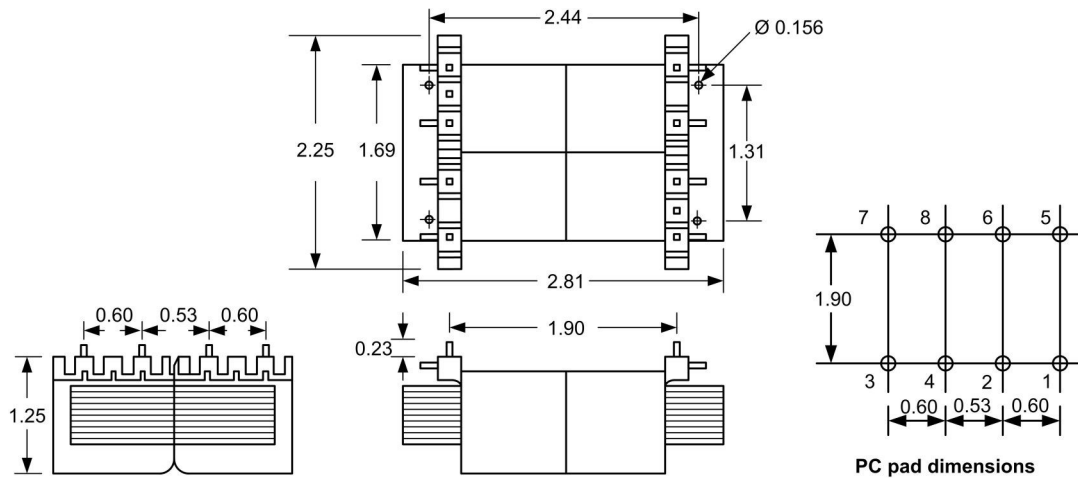


NAVIGATOR CLASS - PRINTED CIRCUIT MOUNT, LOW PROFILE POWER TRANSFORMER



1. Electrical Specifications

- A. Maximum Power: 24VA
- B. Input Voltage and Frequency: 115/230V, 50/60Hz
- C. Voltage Regulation: 16% TYP, Full Load to No Load
- D. Temperature Rise: 35°C TYP
- E. Insulation Resistance: < 1MEG ohm
- F. Hi-Pot: 2500 Vrms 1 minute

2. Marking: Ensign Corp, part number (see table), date code, terminal numbers

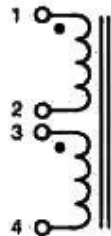
3. Agency Approval:

UL/cUL 5085-2 Recognized (File 47299)

UL 1446 Recognized Insulation System (File 95662)

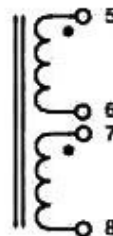


Primary Schematics



Dual Input (Specify
115/230V or 120/240V)

Secondary Schematics



Dual Output

Part Number	Series Connection	Parallel Connection
115/230V		
U024-2-010X	10VCT @ 2.4A	5V @ 4.8A
U024-2-012X	12.6VCT @ 1.90A	6.3V @ 3.8A
U024-2-016X	16VCT @ 1.5A	8V @ 3.0A
U024-2-020X	20VCT @ 1.2A	10V @ 2.4A
U024-2-024X	24VCT @ 1.0A	12V @ 2.0A
U024-2-030X	30VCT @ 800mA	15V @ 1.6A
U024-2-034X	34VCT @ 700mA	17V @ 1.4A
U024-2-040X	40VCT @ 600mA	20V @ 1.2A
U024-2-056X	56VCT @ 425mA	28V @ 850mA
U024-2-088X	88VCT @ 275mA	44V @ 550 mA
U024-2-120X	120VCT @ 200mA	60V @ 400mA
U024-2-230X	230VCT @ 100mA	115V @ 200mA



**POWER TRANSFORMER
NAVIGATOR CLASS**

U024-2-XXXX

CONTENTS OF THIS DRAWING ARE SUBJECT TO
CHANGE WITHOUT PRIOR NOTICE

Ensign Corporation
201 ENSIGN RD., BELLEVUE, IA 52031

Dim: Inches

Sheet 1 of 1

PROPRIETARY NOTICE: THIS DRAWING PRINT OR DOCUMENT AND SUBJECT MATTER DISCLOSED HEREIN ARE PROPRIETARY ITEMS TO WHICH ENSIGN RETAINS THE EXCLUSIVE RIGHT OF DISSEMINATION, MANUFACTURE AND SALE. THIS DRAWING, PRINT OR DOCUMENT IS SUBMITTED IN CONFIDENCE FOR CONSIDERATION BY THE RECIPIENT ALONE UNLESS PERMISSION FOR FURTHER DISCLOSURE IS EXPRESSLY GRANTED IN WRITING